











ASSEMBLY INSTRUCTIONS

5380-FPB/TPB 4-1 PEDESTAL & DRAWER UNIT, 5380-FPB 4-3 HEADBOARD, 5380-FPB 4-4 FOOTBOARD.
5480-FPB/TPB 4-1 PEDESTAL & DRAWER UNIT, 5480-FPB 4-3 HEADBOARD, 5480-FPB 4-4 FOOTBOARD

PARTS LIST

NO.	Sketch	Description	QTY	NO.	Sketch	Description	QTY
A		HEADBOARD	1pc	1		ALLEN BOLTS 1/4" X 38mm	11pcs
B		FOOTBOARD	1pc	2		FLAT WASHERS 1/4" * Ø16mm	8pcs
C		6 DRAWER UNIT	2pcs	3		SPRING WASHERS 1/4"	8pcs
D		CENTER PIECES	3pcs	4		ALLEN KEY 1/4"	1pc
E		CENTER SUPPORTS	3pcs	5		WOOD SCREW #8*25mm	18pcs

